



STEP 2 - SHARING YOUR TESTIMONY - CHAPTER 15 YOUR STORY IS GOD'S STORY

*"The Soul Winner's heart
Cares more than some think is wise,
Risks more than some think is safe,
Dreams more than some think is practical,
Expect more than some think is possible."*

QUESTIONS GOD.COM



WHAT IS YOUR STORY?

transformed your life. When Christians share their personal story of how they came to Christ with others, they help and encourage them to know what God is like and what He can do in their lives. Jesus died to give you and me a new mind and heart. We can only receive this by faith alone.

The world is filled with spiritually hungry people who do not connect the emptiness and void in their lives with their need for God. Only if they can see the difference Jesus makes in your life will it make a difference for them. So, **sharing your story with others is crucial.**

Reviewing Your Testimony (Story)

Each time we share our story (our testimony), we give recognition and glory to God, and He delights in that. Regardless of how "dramatic" or "normal" you think it is, your story is about God's character and nature. It is your story of how God ransomed you from sin and death through Christ and


Inspirational Quotes:

"Live in such a way that others will want to know Jesus." (Francis Chan).

"Your life may be the only Bible some people read." (Author Unknown).

"People must not only hear but feel, see, and experience the Grace of God we speak about." (Author Jim Cymbala).

Let this be your lifetime slogan, "**Men and women who know Christ show men and women Christ.**" Put the unsaved on your "Ten Most Wanted" list. Ask the Holy Spirit to change their hearts and minds.



Finish Writing Out Your Testimony

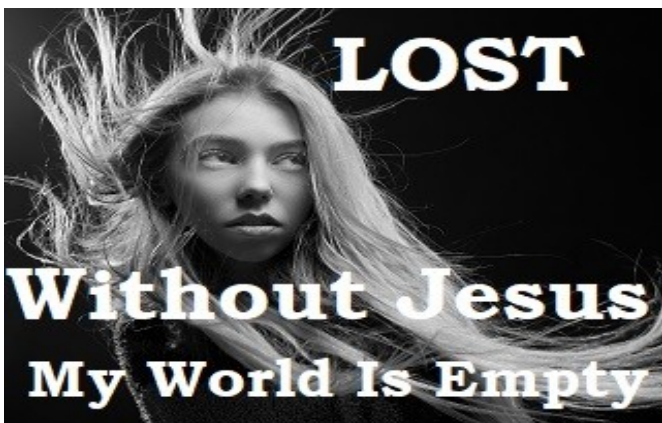
At this point, you should feel motivated to be a faithful witness in sharing your faith with others.

Review the [three](#) pages of your draft: Can unbelievers relate to your story? Focus on the details—your life before Christ, how you received Christ, and your life after Christ. Remember, your goal in preparing your testimony is to proclaim the name of Jesus, His teachings, and His promises.

This is the last study guide on sharing your testimony. There is still time to start or finish your [three outline pages](#) on **Before**, **How**, and **After** to be **successful** at sharing.

Be mindful that showing your need for hopelessness, guilt, purposelessness, and your deep need for a Savior will be beneficial for the non-Christian to understand. The Holy Spirit will use your testimony to stir the hearts and minds of the non-believer. Without Jesus in our lives, we will spend eternity separated from Him.

Keep your testimony honest with everyday details of events in your life. Ensure you did not over-dramatize your testimony, assuming wild accounts would keep people's attention. Unbelievers will relate more to "normal" everyday-type stories.



Review/Add To Worksheet #1 BEFORE

BEFORE - Your life before Christ.

Did you:

- Avoid religious terminology such as *saved*, *redeemed*, etc.
- Give a good bird's eye view of your life before Christ.

- Avoid being explicit and sensational about drugs, crime, or drunkenness.
- Did you focus on why you needed Jesus in your life?
- Did you describe any moments where you were searching for God?
- Did you keep your story around a minute in length?

SUGGESTION: If you started your relationship with Christ early in life, you could focus more on your story of what Jesus has done in recent years. Some people can point to the day when they turned to Christ. Others cannot think of a particular time, but you can still identify you had a genuine relationship with Jesus.

Be aware that people's actions and efforts emerge from their unsatisfied, emotional, and inner needs. Did you list some of your unmet deep internal needs before you came to know Christ?

Some Examples of Inner Needs are guilt, loneliness, turmoil, control issues, no values, depression, boredom, worry, anger, emptiness, and having no friends. We experience a lack of peace, happiness, motivation, self-worth, moral standards, and meaning in our everyday lives.

Examples of Circumstantial Problems are problematic relationships, financial challenges, health issues, work or school problems, security and safety concerns, addictions (drugs, sex, alcohol), trouble with the law, and people (family, friends, marriage, etc.)

Non-believers usually try to satisfy their deep inner needs through unsatisfactory solutions.

What inadequate quick fixes did you use to meet those deep emotional needs in the past? As you finish your testimony, list positive and negative solutions you may have tried.

Some examples are work, sex, hobbies, money, stealing, education, wrong friends, drugs, sports, alcohol, entertainment, fitness, marriage, material things, and family.

Words to avoid and phrases to use instead:

Do Not Use	Use These Phrases	Use These Phrases	Use These Phrases
"born again"	spiritual birth	spiritual renewal	spiritual awakening
"saved"	rescued	found hope	delivered from despair
"lost"	had no hope	had no purpose	separated from God
"Gospel"	Good News	God's message	hope for the world
"sin"	rejecting God	missing the mark	disobedience to God
"repent"	turn around	admit a wrong	change one's mind
"repent"	obey God	remorsefulness	decide to turn away
"believe"	trusted	accepted/relied	followed God's Word



Review And Add To Worksheet

Outline #2 HOW

HOW - How did you come to Christ?

Did you:

- Please explain clearly your decision and reasoning for coming to Christ in a relatable way to others.
- Did you explain how a non-believer can come to Christ?
- Did you write out scriptures that

helped you choose to come to Christ?

- Did you explain the Gospel message clearly: All have sinned, the penalty of sin, the importance of accepting Christ?
- Is your how part of your testimony around 1 minute?

A chart to help you finish page 2 of your testimony HOW:

Tell how God has helped you in different ways. Use at least two examples:

EMOTIONAL ISSUES	GOD'S SOLUTION
Anger	Calm
Failure	Grace
Rejection	God's Love
Bitterness	Forgiveness
Emptiness	Purpose
Restlessness	Direction
Aimlessness	Guidance
Insignificance	Acceptance
Anxiety & Fear	God's Peace

Review and add to Worksheet Outline #3 AFTER.



AFTER - Your life after accepting Jesus as your Savior.

Did you:

- Describe how Jesus has filled your deep inner needs.
- Describe the difference in your life between the “before” and “after?”
- How has accepting and following Christ affected your family, career, and personal problems?
- Describe how your view of the world changed when you became a Christian.
- Describe how your attitude has changed.
- Stay away from religious terminology.
- Communicate in a personal, positive, honest, and relatable way.
- Include some humor in your story.
- Include what God is doing in your life today.

Suggestion:

Close by stating, “The greatest benefit is knowing for certain that I have eternal life.”

The person you speak with will tend to reflect on the last thing you say.

Therefore, if anyone is in Christ, the new creation has come: The old has gone, the new is here! (2 Corinthians 5:17).

Evaluate whether or not your testimony gives a clear Gospel message.

Are all the principal points of the Gospel message discussed in your story?

Understanding it is impractical to go into detail involving all of this in a brief testimony, all or some of the following points should be added or taken away appropriately.

1. The Bad News

- We are all sinners, and our penalty is death.
- God is holy and perfect, and we cannot please Him.
- God's Son Jesus died in our place on the cross.

2. The Good News

- We are rescued and saved by faith, not by our works and efforts.
- We have a spiritual birth into God's family as His children.
- We have the promise of eternal life.

TIPS ON SHARING WITH OTHERS

- Take notes of the names of individuals that are non-Christians. Give thought to where they are on their spiritual journey.
- How can you help non-Christians in finding a relationship with God? Examples are inviting them to church, fun events, meeting for coffee, asking them to your home, meeting their needs, showing love and compassion, etc.
- How can you help non-Christians with a spiritual void to turn to God for their answers? The spiritual vacuum comes in many forms.
- What caring and thoughtful steps can you take today to help those non-believers you know to find Christ? (**IMPORTANT**).

BLANK INDEX CARD – Write/Type Summarizing Your Story

A. BEFORE CHRIST

- 1.
- 2.
- 3.

B. HOW I CAME TO CHRIST

- 1.
- 2.
- 3.

C. AFTER ACCEPTING CHRIST

- 1.
- 2.
- 3.

After practicing your story a lot, the next step is to take your [3 rough drafts](#) and summarize your testimony into a skeleton summary on a [3 X 5 blank outline card](#), as in the left diagram. Please download and print the blank outline cards in a [Word Doc](#) or [PDF](#) as in the left diagram, which makes [6 copies](#).

BRIAN'S INDEX CARD – Write/Type Summarizing Your Story

A. BEFORE CHRIST

1. Lost – Lonely – Selfish
2. Alcohol, light drugs, and a lot of stealing. Did not care. No conscience.
3. All about self and what I would get out of it. Not trustworthy at all.

B. HOW I CAME TO CHRIST

1. A man shared the Gospel – gave me a Bible – he cared - meant a lot.
2. I offered a lady a joint – she asked me to attend church - it was a date.
3. Heard the Salvation's message – gave my heart to Jesus – God changed me.

C. AFTER ACCEPTING CHRIST

1. Different perspective – Trusted God – Had changes even in bad situations.
2. Faith and trust in God – Grew spiritually – Read the Bible and prayed.
3. Went to church. Fellowshiped with other Christians. Shared the Gospel.

Then, you can fill in your brief testimony details, as the example diagram on the left shows.

The left diagram is Brian's summarized finished testimony index card, which would look like using a few words to keep on track in my presentation.

Click on any diagram to enlarge it.

SHARING THE GOSPEL GENERAL OUTLINE

A. Before Christ

1. Background
2. Problems
3. No Direction

B. How I Accepted Christ -

1. Situation
2. Message
3. Receiving Christ

C. After Accepting Christ -

1. Changes
2. Direction
3. Impact on day-to-day life

General Outline [3 X 5 Sharing the Gospel Outline Card](#) [Word](#) or [PDF](#).

A. Before Christ

1. Background
2. Problems
3. No Direction

B. How I Accepted Christ

1. Situation
2. Message
3. Receiving Christ

C. After Accepting Christ

1. Changes
2. Direction
3. Impact on day-to-day life

SHARING THE GOSPEL – EXAMPLE OUTLINE

A. Before - 1. Background (Self) 2. Problem (Addiction) 3. No direction (Lost)

B. How - 1. Situation (Desperate) 2. Message (Jesus died for me) 3. Receiving (Accepting Christ)

Includes a. All have sinned b. Sin's penalty c. Christ paid the penalty d. I must receive Christ.

C. After - 1. Changes (A New Life) 2. Direction (Real Purpose) 3. Impact (Compassion for others)

Example Outline [3 X 5 Sharing The Gospel Outline Card](#) [Word](#) or [PDF](#).

A. Before - 1. Background (Self) 2. Problem (Addiction) 3. No Direction (Lost)

B. How - 1. Situation (Desperate) 2. Message (Jesus died for me) 3. Receiving Christ (examples at church, with a friend, at home accepted Christ.)

C. After - 1. Changes (a new life) 2. Direction (real purpose) 3. Impact on a day-to-day life (compassion for others.)

SHARING THE GOSPEL – FINISHED OUTLINE

A. Before - 1. Self 2. Addiction 3. Lost

B. How - 1. Desperate 2. Jesus died for me
3. Accepting Christ a. *All have sinned* b. *Sin's penalty* c. *Christ paid the penalty* d. *I must receive Christ.*

C. After - 1. A New Life 2. Real Purpose
3. Compassion for others

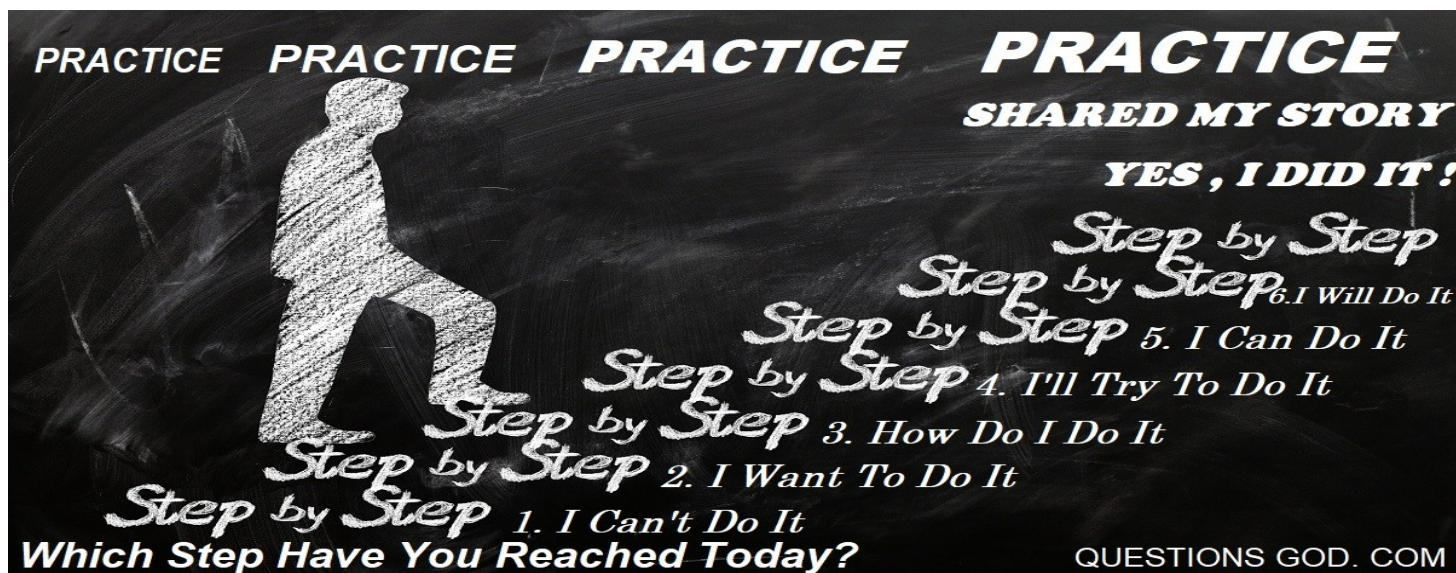
Finished Outline 3 X 5 Sharing The Gospel Outline Card [Word](#) or [PDF](#)

A. Before - 1. Self 2. Addiction 3. Lost

B. How - 1. Desperate 2. Jesus died for me 3. Accepting Christ explain
Remember, the Gospel includes:
a. All have sinned, b. Sin's penalty, c. Christ paid the penalty, d. Must receive Christ.

C. After - 1. A New Life 2. Real Purpose
3. Compassion For Others

Please download and print the [blank outline cards](#) in a [Word Doc](#) or [PDF](#) to make your own outline using the guidelines above. One sheet makes 6 blank outline cards.



PRACTICE, PRACTICE, AND PRACTICE - UNTIL IT FLOWS NATURALLY

Recognize that a strong testimony is communicated in the power and influence of the Holy Spirit and leaving the results to God.

- Rehearse your story (God's story) until it becomes natural to share.
- Trust and rest in the Holy Spirit. ([Chapter 8](#)).
- Have a natural and pleasant countenance.
- Always speak clearly in a relaxed, natural tone and loud enough to be heard.
- Always make eye contact with the individual or in a group setting.
- Avoid nervous movements such as rubbing your face, playing with objects, not sitting still, or clearing your throat.
- Avoid using emotional pressure to make a person decide to follow Christ. God, only through the Holy Spirit, changes people's hearts. ([1 Corinthians 2:4](#)).
- Prayerfully make a conscious strategy to share your testimony with two non-Christians within the next few days. Ask God to prepare and provide the "divine appointments" for you to share your testimony.

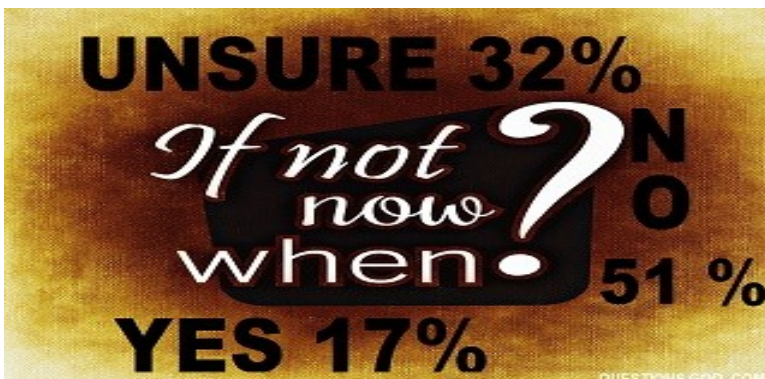
SHARING is "Giving feet to the belief, where people are called to be Christians and go out and share Christ in a lifestyle of Christ-like action."

After you have finished your three to four-minute testimony, ask another Christian to read and listen to your story and give feedback on whether you have captured clearly and illustrated what has happened in your life.

After hearing your testimony, ask your Christian friend if someone would know how to give their life to Christ. Then, when you have a final draft you like, outline your testimony on a 3" x 5" card. Please be open to any recommendations for improvement.

The Key Verse For Sharing The Gospel [1 Peter 3:15](#) (Recommend Memorizing).

"But in your hearts revere Christ as Lord. Always be prepared to give an answer to everyone who asks you to give the reason for the hope that you have. But do this with gentleness and respect."



DO YOU KNOW WHAT THE GREAT COMMISSION MEANS?

51% Of Churchgoers Do Not Know of the Great Commission.

32% Of Churchgoers Are Unsure and Cannot Recall the Exact Meaning.

17% Of Churchgoers Say Yes and Know What the Great Commission Means.

HUGE CONGRATULATIONS ON REVIEWING, POLISHING, AND FINISHING YOUR STORY!
IT WILL BE LIFE-CHANGING!

A Journey Of Chapter 15 Questions – Your Story Is God's Story

Embark on a journey of self-discovery, reflection, and personal growth. Explore your thoughts and emotions to understand yourself and your world better. Please reflect and give thought to these questions from Chapter 15.

1. How do "quick fixes" to our problems that exclude the Gospel create more difficulty?
2. Have you seen this pattern in your or someone else's life?
3. Have you contrasted the "How" part of your testimony from feelings of failure with accepting God's Grace?

4. Have you filled out your [Sharing the Gospel outline index card](#)? If not, please do.

5. Have you finished preparing a good copy of your testimony? If not, please do.

This is the last opportunity to finish your three to four-minute testimony.

When writing out your story, have [three pages of your testimony](#) using three sheets of paper labeled "[before](#)," "[how](#)," and "[after](#)."

[My Life Before Christ](#)

[How I Came To Know Jesus Personally](#)

[My Life After I Came A Christian](#)

TOMORROW'S STUDY GUIDE CHAPTER 16

WHAT IS THE GOSPEL IN A NUTSHELL

Additional Sharing Handout Resources

Your Faith Story ([Word](#)) ([PDF](#))

Writing My Faith Story ([Word](#)) ([PDF](#))

My Faith Story Questions ([Word](#)) ([PDF](#))

Prospects List ([Word](#)) ([PDF](#))

Personal Sharing Handouts ([Word](#)) ([PDF](#))

Spiritual Interest Survey ([Word](#)) ([PDF](#))

Awareness Scale of the Gospel ([Word](#)) ([PDF](#))

Steps For A New Christian's Growth ([Word](#)) ([PDF](#))

Use and print out our [Word-.docx](#) or a [PDF file](#) that makes 3 rough drafts.

If you are hurting or searching for life's answers, check out [Questions God. Com](#).
"*This is a safe space to contemplate one's life, spirituality, and relationship with God.*"



LEADING
PEOPLE TO CHRIST



Questions God. Com

Want to Know God
I am a New Christian
Developing Christian
Daily Devotionals
Christian eBooks

HELPING
PEOPLE GROW IN CHRIST
QUESTIONS GOD. COM



Christian Resources

Bible Reading Plans
Bible Study Methods
Exploring the Bible
Have any Questions
Chat with a Christian

EQUIPPING
PEOPLE TO SHARE CHRIST
STUDY GUIDES



QUESTIONS GOD. COM

21-Day Study Guides

Plan of Salvation
New Christian Guide
Spiritual Maturity
Gospel of John
Sharing the Gospel

STEP 1. SHARING - PREPARATION TO DEVELOPMENT

Chapters:

1. Introduction
2. Why Be A Soul Winner?
3. Right Motivation In Sharing
4. Courage In Sharing The Gospel
5. Prayer Is The Catalyst In Soul-Winning
6. The Holy Spirt & Our Responsibility
7. The Fruit Of The Holy Spirit
8. Baptism & The Gifts Of The Holy Spirit

STEP 2. SHARING YOUR TESTIMONY

9. ABC's Of Sharing
10. Presenting Your Testimony
11. Creating Your Story
12. Developing Your Testimony
13. Be Relatable - Build Relationships
14. Tips For Improving Your Testimony
15. Your Story Is God's Story

STEP 3. SHARING THE GOSPEL

Chapters:

16. What is the Gospel?
17. Sharing Using Gospel Tracts
18. Fear In Sharing
19. Sharing Using Romans Road
20. 3 Circles Methods 1 & 2
21. Sharing using 3 Circles Method 3
22. Sharing Using One-Verse Evangelism Part 1
23. One-Verse Evangelism Part 2 - The Closing
24. Creative Ways To Share The Gospel
25. 5 Ways Of Sharing The Whole Gospel Message

STEP 4. THE FOLLOW-UP

26. Follow-Up Guide For New Christians
27. Follow-Up Guide For Soul-Winners
28. Follow-Up Action Sharing Plans To Do
29. Follow-Up-On Revitalizing Your Relationship
30. Follow-Up On Sharing The Gospel Methods

SHARING THE GOSPEL

SHARING THE GOSPEL OUTLINE - 30-DAY STUDY GUIDE

As believers of Jesus, we must spread our faith to others. Learn about the core of evangelism and the innovative methods to effectively share Christ's message with those around you.

*Copyright © 2016 Questions God. Com, All rights reserved.
Reproductions are strictly prohibited - Personal Use Only.*